



TMBSS GCSE Analysis 2021/2022

Student demographics



Gender	Number of Students
Male	62
Female	53

Gender of Students



■ Male ■ Female

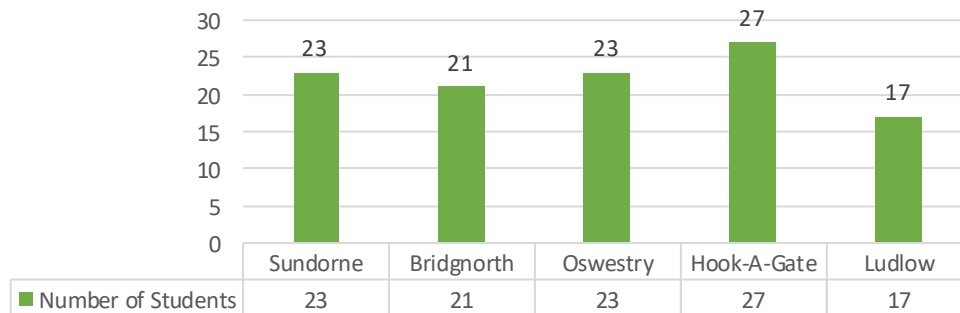
Type of Centre	Number of Students
Behavioural	67
Medical	44

Type of Centre Attended

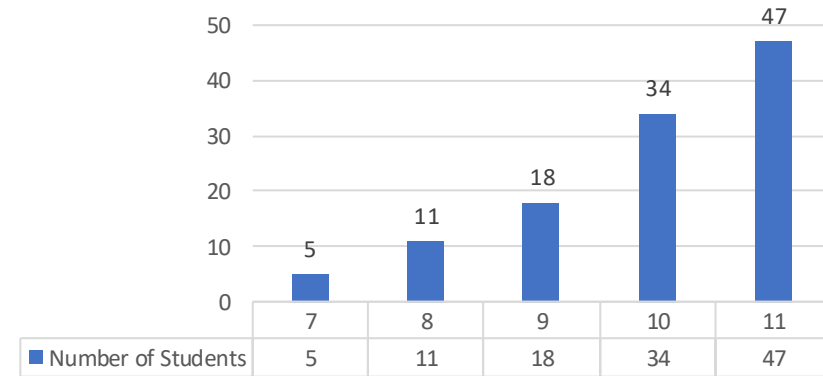


■ Behavioural ■ Medical

Centre Details



Year Details



	Number of Students
EHCP	27
SEN Support	25
No SEN	63
Total	115

Type of Placement	Number of Students
Commissioned Placement	108
Commissioned Placement 0.5	1
Six Day Provision	1
Additional - Shropshire	2
Additional - Other Authority	3

Pupil Demographics



- Total Students : 45
- 18 Boys
- 27 Girls
- 2 CLA
- 5 SEND
- 16 FSM/PP/E6

Headline Results



- In total there were 195 GCSE Entries
 - This is the same as the entries for the 2019 academic year
- Students who sat their GCSE were with us on average 3.82 terms
 - This is also the highest average terms students have been with TMBSS since 2018
- The average GCSE entries per student was 4.33
 - This is a reduction of 0.67 GCSE entries from the 2019 academic year
- Progress 8 Score of -0.47 which is an increase of 0.3 from the 2019 academic year
 - 43 entries which is an increase of 3 from the 2019 year group.
- Attainment 8 score of 15.29
 - Increase from 12.04 in 2019, which is an improvement of 3.25

Headline Results



- Students: 45
- Average terms at TMBSS: 3.98
- Average GCSE's 1-9: 3.92
- Students who achieved 5 GCSE's 4-9's: 5
- Students who achieved 5 GCSE's 1-9's: 13
- Number of GCSE's grade 4+ achieved: 58
- Students who achieved a qualification in both English and Mathematics: 43
- Students who achieved a GCSE in both English and Mathematics: 38
- Students who achieved a GCSE in English, Maths and Science: 36

Progress 8

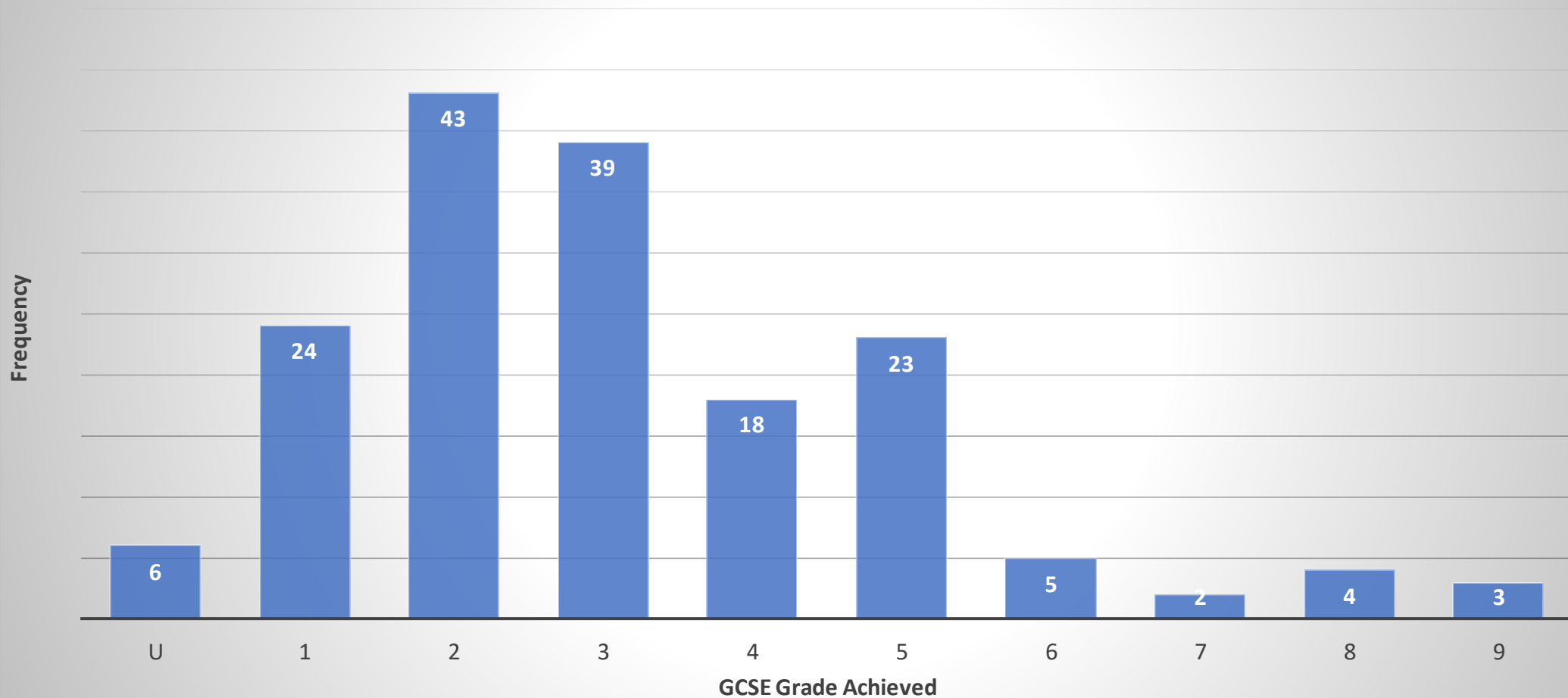


Category: Progress 8	
Progress 8 Entries	43.00
Progress 8 Score	-0.47
Attainment 8	15.29
English Attainment 8	2.93
Maths Attainment 8	5.07
EBac Attainment 8	4.49
Other Attainment 8	2.80
English Progress 8	-0.90
Maths Progress 8	1.05
EBac Progress 8	-0.27
Other Progress 8	-1.39

Student GCSE Attainment



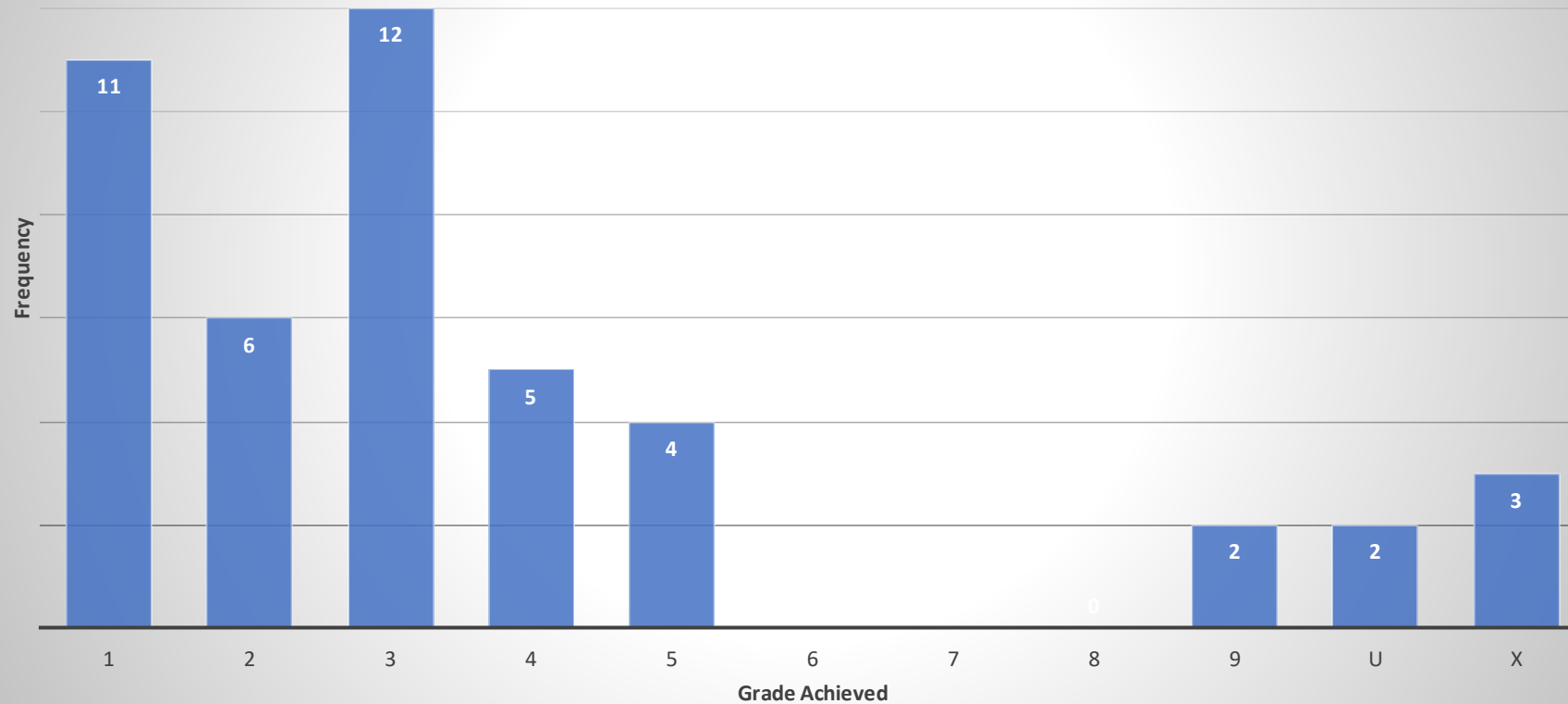
Frequency of GCSE Grades Achieved 2021/2022



Mathematics GCSE Attainment



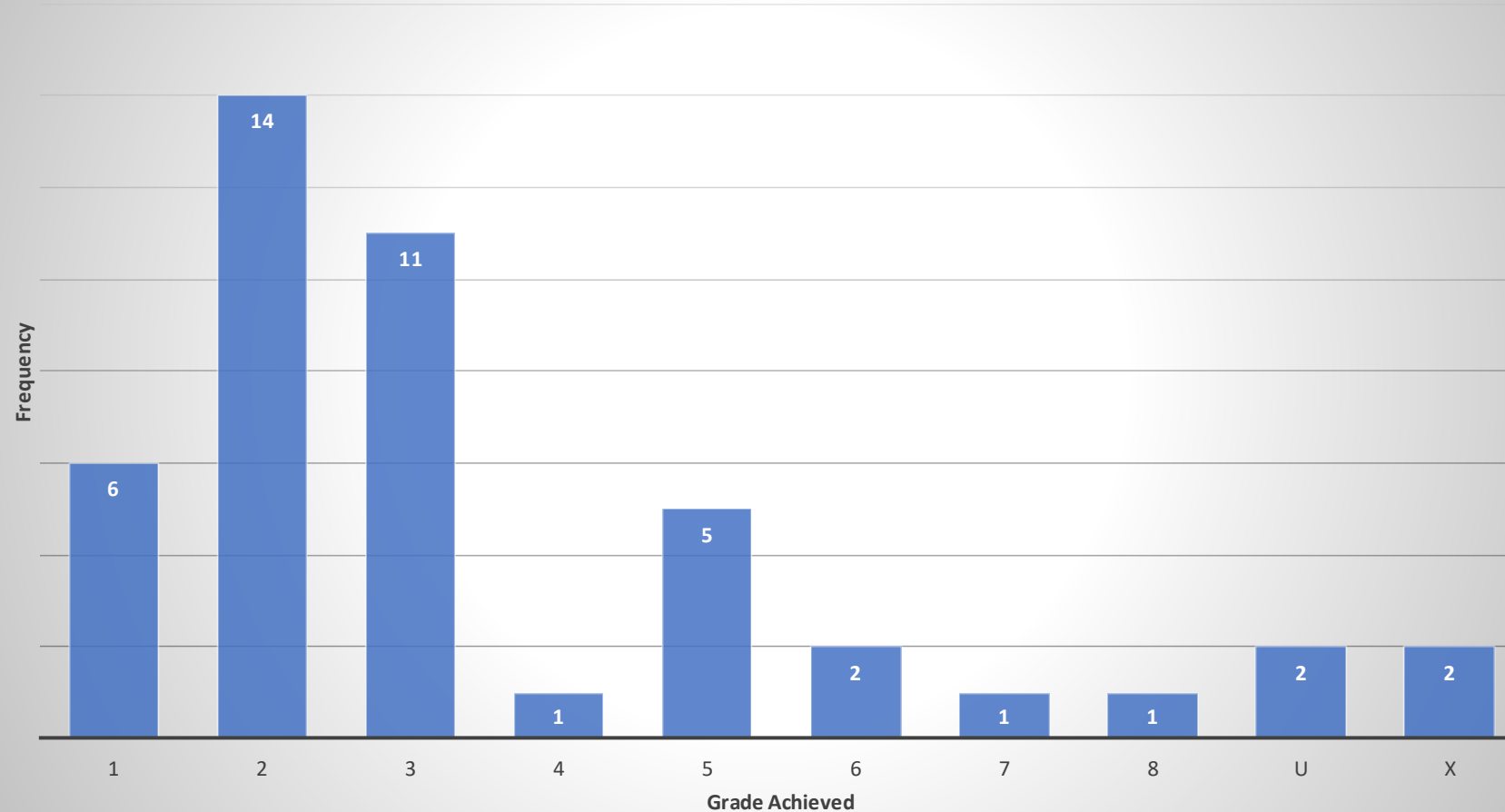
Distribution of Grades Achieved in GCSE Mathematics



English GCSE Attainment



Distribution of Grades Achieved in AQA English Language



Subjects



Subject	Males Entered	Male AVG Attainment	Females Entered	Female AVG Attainment
AQA English Language	18	2.6	27	3.0
AQA English Literature	1	5	1	3
AQA Mathematics	18	2.7	27	2.6
AQA Biology	13	2.6	24	3
AQA Chemistry	1	8	7	3.9
AQA Physics	1	8	6	3.7
AQA Combined Science	3	3.25	0	N/A
Edexcel History	2	3	2	2.5
OCR Geography	4	3.5	5	1.8
AQA RS	1	2	0	N/A
AQA Food Prep & Nutrition	1	3	0	N/A
Edexcel Fine Art	8	2.6	15	4.4
Edexcel Art & Design	0	N/A	0	N/A

Subject Gender Difference



Girls did better	Boys did better
English Language Art Biology	Geography History

In all other subject areas there was either no gender difference, or there were only 1 entry into the exam for a male or female meaning no meaningful comparison can be made.

There is significantly less gender difference in most subject areas compared to the 2020/2021 academic year.

Gender Details of GCSE Attainment



- Boys: 18
- Average terms at TMBSS: 4.33
- Average GCSE's 1-9: 3.75
- Boys who achieved 5 GCSE's 4-9's: 4
- Boys who achieved 5 GCSE's 1-9's: 4
- Number of GCSE's grade 4+ achieved by boys: 14
- Boys who achieved a qualification in both English and Mathematics: 18
- Boys who achieved a GCSE in both English and Mathematics: 16
- Boys who achieved a GCSE in English, Maths and Science: 15
- Girls: 27
- Average terms at TMBSS: 3.74
- Average GCSE's achieved 1-9: 4.04
- Girls who achieved 5 GCSE's 4-9's: 3
- Girls who achieved 5 GCSE's 1-9's: 9
- Number of GCSE's grade 4+ achieved by girls: 27
- Girls who achieved a qualification in both English and Mathematics: 25
- Girls who achieved a GCSE in both English and Mathematics: 22
- Girls who achieved a GCSE in English, Maths and Science: 21

PP/FSM/E6



- Number of Students: 16
- Average terms at TMBSS: 3.78
- Average GCSE's 1-9: 3.63
- Students who achieved 5 GCSE's 4-9's: 0
- Students who achieved 5 GCSE's 1-9's: 4
- Number of GCSE's grade 4+ achieved by students: 3
- Students who achieved a qualification in both English and Mathematics: 15
- Students who achieved a GCSE in both English and Mathematics: 14
- Students who achieved a GCSE in English, Maths and Science: 13

SEND



- Number of Students: 5
- Average terms at TMBSS: 5.3 (skewed by a student who attended for 15 terms)
- Average GCSE's 1-9: 3.4
- Students who achieved 5 GCSE's 4-9's: 1
- Students who achieved 5 GCSE's 1-9's: 1
- Number of GCSE's grade 4+ achieved by students: 9
- Students who achieved a qualification in both English and Mathematics: 5
- Students who achieved a GCSE in both English and Mathematics: 5
- Students who achieved a GCSE in English, Maths and Science: 2

Centre's GCSE Details



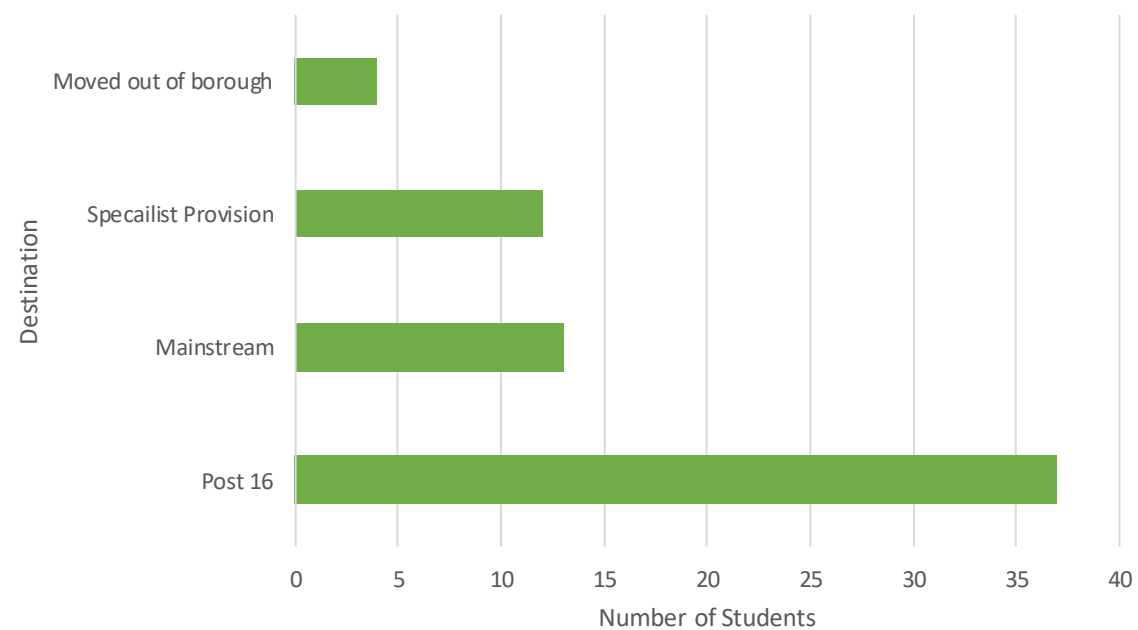
	Medical	Percentage	Behavioural	Percentage
Number of Students	19	100%	26	100%
Average terms at TMBSS	4.84	N/A	3.35	N/A
Average GCSE's 1-9	4.5	N/A	3.5	N/A
Students who achieved 5 GCSE's 4-9's	4	21%	1	4%
Students who achieved 5 GCSE's 1-9's	7	37%	6	23%
Number of GCSE's grade 4+ achieved by students	49	N/A	26	N/A
Students who achieved a qualification in both English and Mathematics	18	95%	25	96%
Students who achieved a GCSE in both English and Mathematics	18	95%	22	85%
Students who achieved a GCSE in English, Maths and Science	15	79%	21	81%

Destinations



	Total	Percentage
Post 16	37	58%
Mainstream	13	20%
Specailist Provision	12	16%
Moved out of borough	4	6%
	66	100%

2021/2022 Academic Year Leavers



Year 11 Leavers 2022 - Destinations



Destination known at 1 st Nov 2021	College or Training Provider	Apprenticeship	Armed Forces	Employment	NEET	Really NEET Project	Unable to contact	Other
Number of students	21	0	0	3	9 - 1 Volunteering - 1 looking for an appropriate apprenticeship - 5 working with Enable Step Up program to support with finding education/employment	2	13	
Percentage of students	44%	0%	0%	6%	19%	4%	27%	

- % have been rounded to the nearest figure

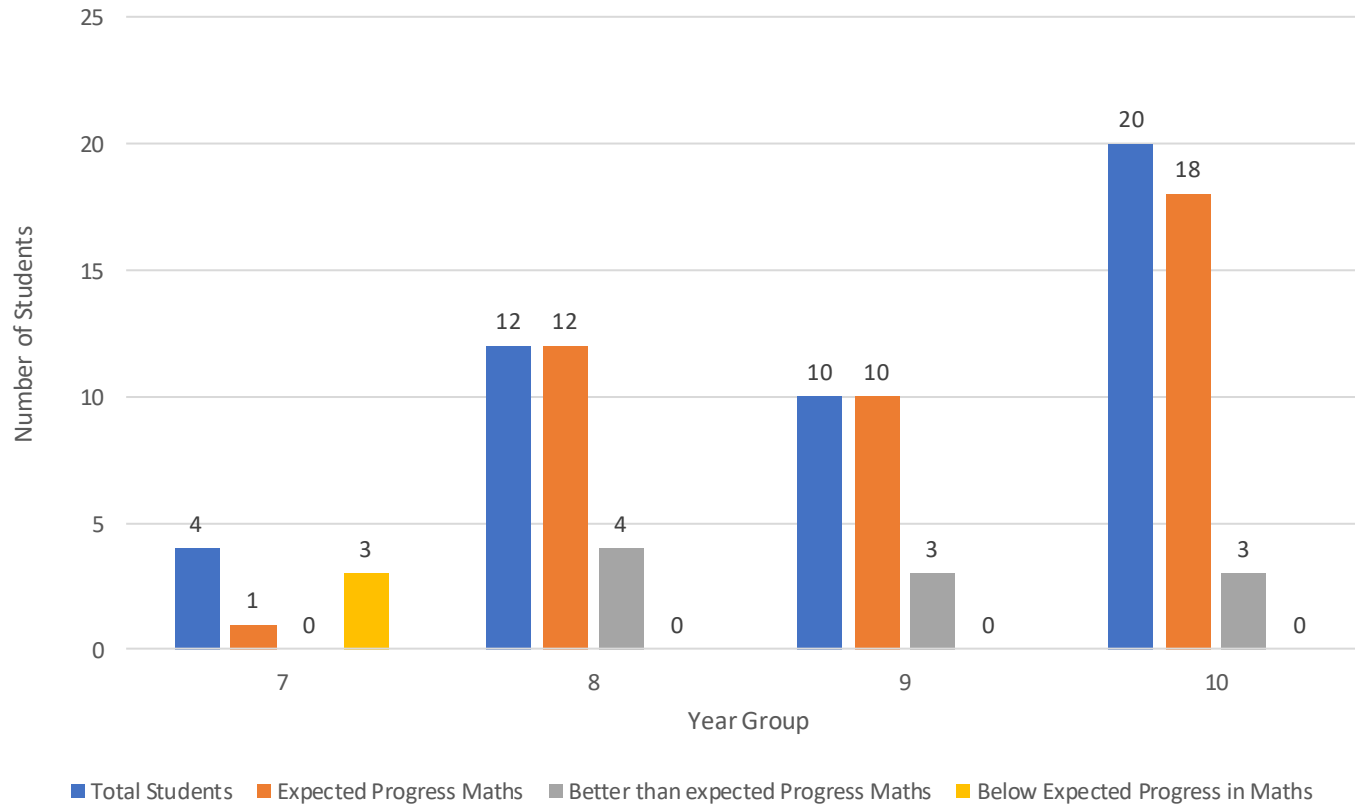
Reading Data

	2022
% Pupils making expected or better progress in their reading	60%
% PPG pupils making expected or better than expected progress in their reading	65%
% non PPG pupils making expected or better than expected progress in their reading	55%
% Girls making expected or better than expected progress in their reading	65%
% Boys making expected or better than expected progress in their reading	55%
% SEN (with RA data) making expected or better than expected progress in their reading	20%
% non SEN EHCP making expected or better than expected progress in their reading	63%

Termly Data Maths

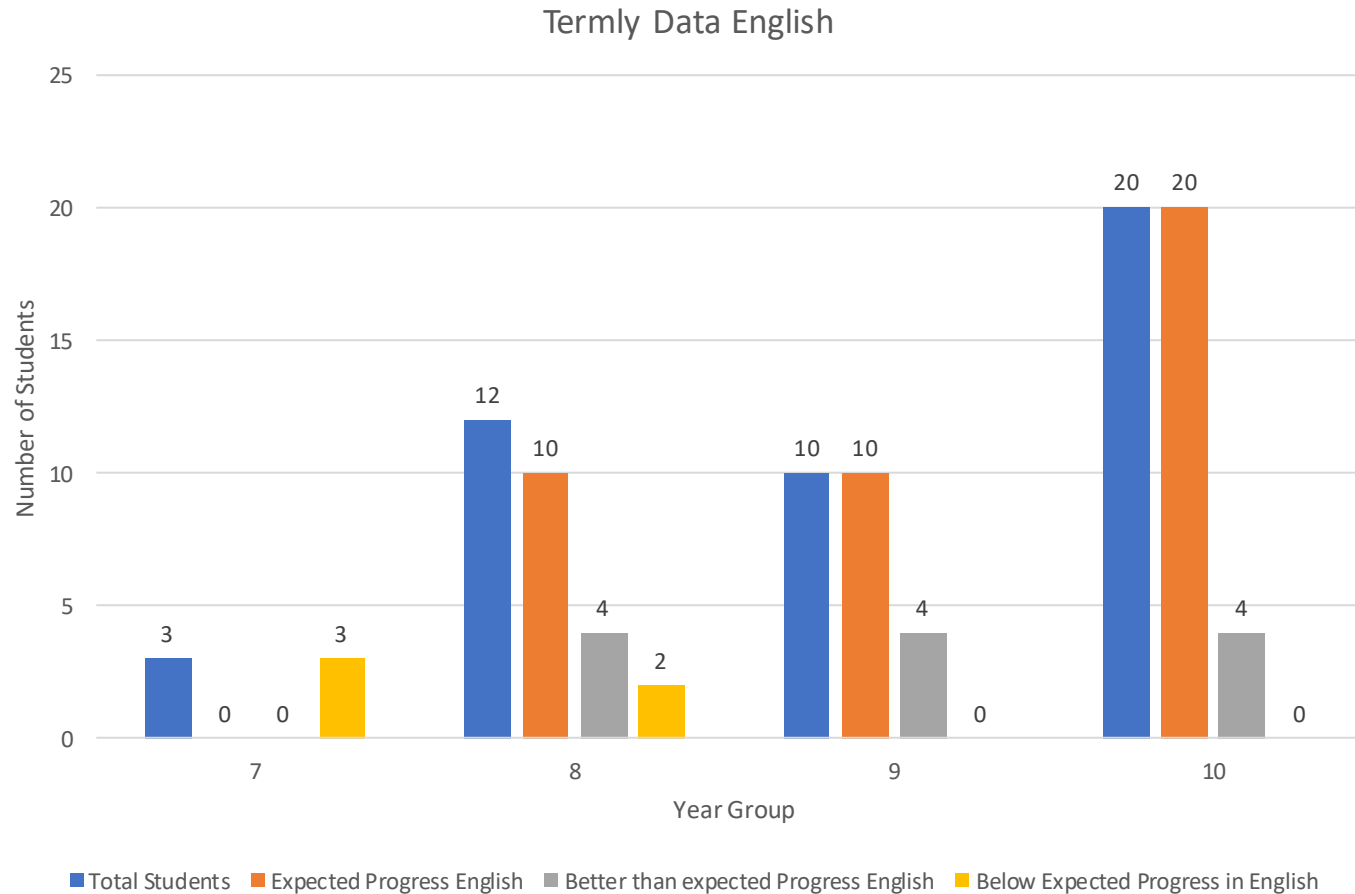


Termly Data Mathematics



- In total there were 46 students with comparable termly data
- 89% of students with comparable data are making expected progress in Maths
- 22% of which are making better than expected progress
- 7% of students are not making expected progress

Termly Data English



- In total there were 45 students with comparable data in English
- 89% of students with comparable data are making expected progress in English
- 27% of which are making better than expected progress
- 11% of students are not making expected progress